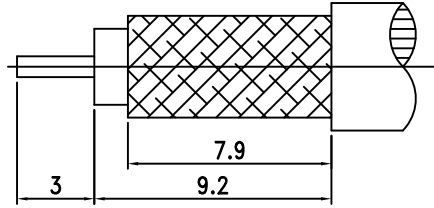
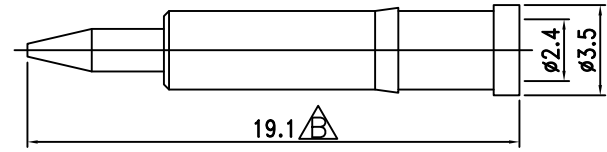
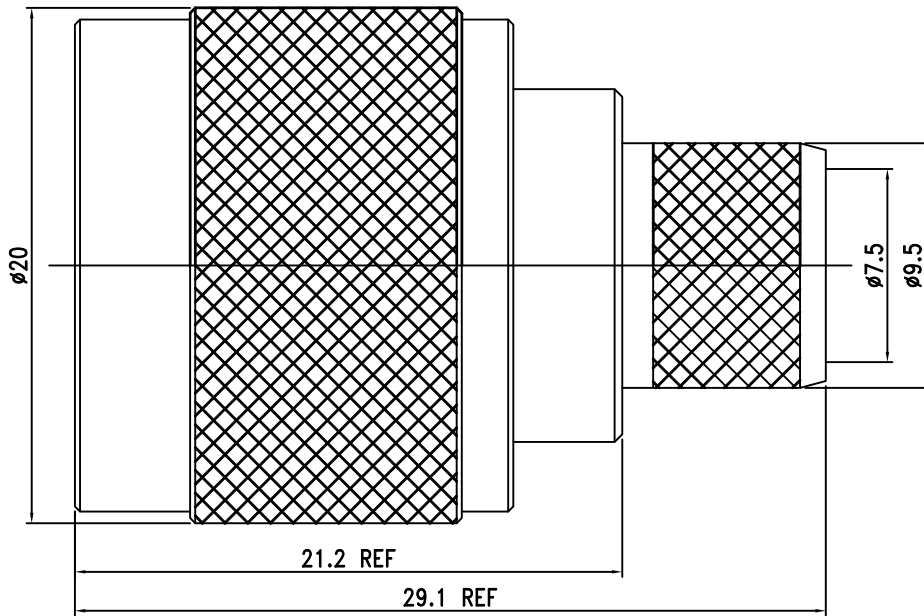


8.	Ferrule	Brass	1	Nickel
7.	Gasket	Si-Rubber	1	Red
6.	Retaining Ring	Brass	1	None
5.	Shell	Brass	1	Nickel
4.	Pin	Brass	1	Gold
3.	Insulator	Teflon	1	None
2.	Chassis	Brass	1	Nickel
1.	Body	Brass	1	Nickel
NO.	DESCRIPTION	MATERIAL	Q' TY	FINISH




RECOMMENDED  
CABLE STRIPPING DIM'S  $\triangle$



$\triangle$	-/-/-	-
$\triangle$	-/-/-	-
$\triangle$	-/-/-	-
$\triangle$	7/9/08	Added Stripping Dims Pin Length Changed
$\triangle$	3/3/04	Initial
LTR	DATE	DESCRIPTION
REVISION		

TOLERANCE	
.X	$\pm 0.2$
.XX	$\pm 0.1$
.XXX	$\pm 0.05$
ANGLE	$\pm 0.5^\circ$
PROPRIETARY AND CONFIDENTIAL	
THE INFORMATION IN THIS DRAWING IS THE SOLE PROPERTY OF TCC INDUSTRIES, INC.. ANY REPRODUCTION IN PART OR AS A WHOLE WITHOUT THE WRITTEN PERMISSION OF TCC INDUSTRIES, INC. IS PROHIBITED.	


TITLE  
N Male Crimp for TCC  
Cable Group B



**TCC INDUSTRIES INC.**  
7050 Village Drive unit E, Buena Park, CA 90621-2282  
Tel: 714.523.8895 - FAX: 714.562.0888  
E-Mail: info@tccinc.com Website: www.tccinc.com

PART NUMBER

# 11-11B-3-TGN

Size A	Scale NTS	Comments  RoHS Compliant	Sheet 1 of 1
-----------	--------------	---	-----------------